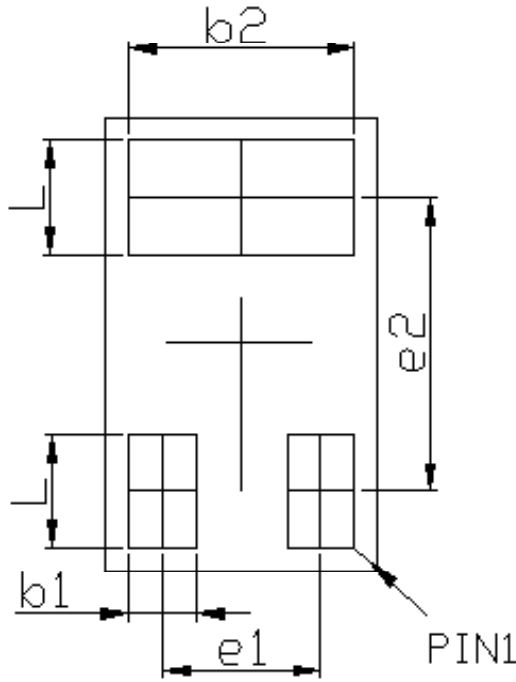
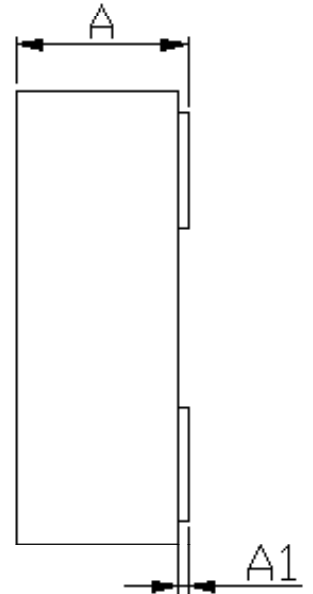


Top View



Bottom View



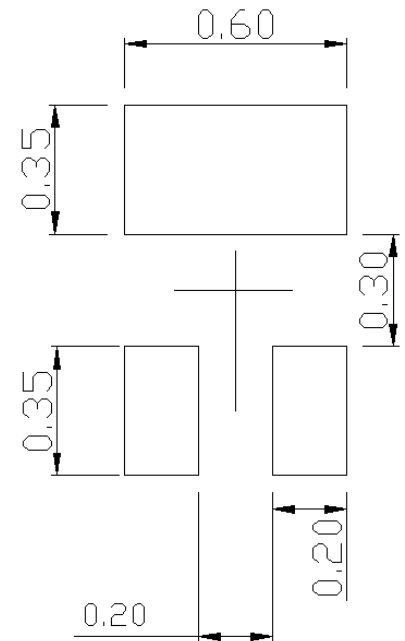
Side View

PIN1 DOT

PIN1

SYMBOLS	DFN0.6x1.0A-3_EP1			
	MILLIMETERS		INCHES	
	MIN.	MAX.	MIN.	MAX.
A	0.31	0.40	0.012	0.016
A1	0.00	0.05	0.000	0.002
b1	0.10	0.20	0.004	0.008
b2	0.45	0.55	0.018	0.022
D	0.600 BSC		0.024 BSC	
E	1.00 BSC		0.040 BSC	
e1	0.350 BSC		0.014 BSC	
e2	0.650 BSC		0.026 BSC	
L	0.20	0.30	0.008	0.012

RECOMMENDED LAND PATTERN



UNIT: mm